

strimy



# Smart Digital Signage

Turn your monitors into a professional digital signage system and manage them anywhere

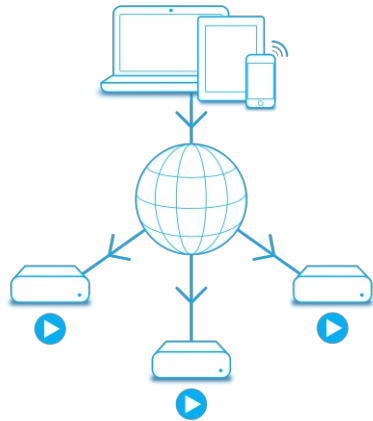
# Simple, smart and efficient

Strimy is a very **simple** and **versatile** digital signage service: it's the ideal solution for strong and effective visual communication. It can be used for information purposes, advertising and/or entertainment.

The client-server technology allows you to **manage hundreds of monitors, at the same time, located anywhere.** With a few clicks on the

web interface, you can upload multimedia files into the cloud, define rss sources and schedule your contents.

The **monitors can be managed individually or jointly**, and at your convenience.



## Requirements

- internet connection 24/7
- monitor with HDMI input port
- 220V power outlet
- router with DHCP protocol

## Technical Specifications

### monitor orientation

- landscape
- portrait (90°, 270°)

### supported formats

- video files with H.264 encoding
- images .JPG, .PNG
- audio .WAV, .MP3, .OGG
- audio/video streaming and RSS feeds

## scheduling

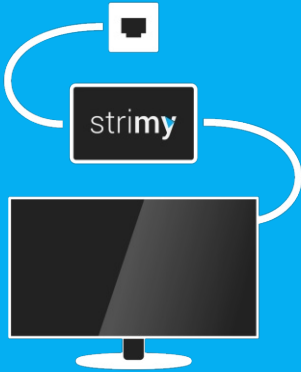
- on daily/weekly basis
- customizable for each monitor or for monitor groups
- default homescreen images when there is nothing scheduled

## other

- monitor/tv power management through HDMI-CEC protocol
- realtime monitoring through WebSocket

## Player Specifications


- size: 100 x 74 x 26 mm
- audio/video outputs: 3.5 mm jack, HDMI
- video resolution: FullHD (1920 x 1080 px)
- connectivity: LAN, WiFi, 3G (optional)



Let's  
go

1

Are you ready? Attach your player to the monitor and connect it to the internet through lan/wifi. In a few steps Strimy will get ready to work.



Upload  
contents

2

Log into web interface to upload your contents and schedule them, choosing from several layouts.



Start  
broadcasting

3

You are done: Strimy will start playing the contents. You can manage an unlimited number of monitors, even with a smartphone!



[www.strimy.tv](http://www.strimy.tv)

